


PVC Control cable | CF6

- for high load requirements
- PVC outer jacket
- shielded
- oil-resistant
- flame-retardant

Product improvement!



- Conductor** Fine-wire stranded conductor consisting of bare copper wires (following EN 60228).
- Core insulation** **Cores < 0,5 mm²:** Mechanically high-quality PP mixture. **Cores ≥ 0,5 mm²:** Mechanically high-quality PVC mixture (following DIN VDE 0207 Part 4).
- Core stranding** **Number of cores < 12:** cores stranded in a layer with short pitch length. **Number of cores ≥ 12:** cores combined in bundles and stranded together around a centre for high tensile stresses with adapted, short pitch lengths and pitch directions, especially low-torsion structure.
- Core identification** **Cores < 0,5 mm²:** Colour code in accordance with DIN 47100 **Cores ≥ 0,5 mm²:** cores black with white numerals, one core green-yellow
- Inner jacket** PVC mixture adapted to suit the requirements in energy chains®.
- Overall shield** Extremely bending-resistant braiding made of tinned copper wires. Coverage approx. 70% linear, approx. 90% optical.
- Outer jacket** Low-adhesion, oil-resistant mixture on the basis of PVC, adapted to suit the requirements in energy chains® (following DIN VDE 0281 Part 13).
Colour: Moss green (similar to RAL 6005)
- CFRIP** Strip cables 50% faster! The tear strip is in the inner jacket. Video ► www.igus.eu/CFRIP
- Bending radius** **moved** < 10 m travel moved minimum 6,8 x d
≥ 10 m travel moved minimum 7,5 x d
fixed minimum 4 x d
- Temperature** **moved** +5 °C to +70 °C for use in energy chains® with > 50.000 cycles
-5 °C to +70 °C following DIN EN 60811, part 1-4 chapter 8.2
fixed -20 °C to +70 °C
- v max. unsupported/gliding** 10 m/s, 5 m/s
- a max.** 80 m/s²
- Travel distance** Freely suspended travel distances and up to 100 m for gliding applications, Class 4

www.igus.eu/CFRIP

eplan download, configurator ► www.igus.eu/CF6

1030 types from stock no cutting costs ...
(for up to 10 cuts of the same type)

Class 5.4.2 (5 high load requirements 4 travel distance up to 100 m 2 oil-resistant)

- UV-resistant** Medium
- Nominal voltage** 300/500 V (following DIN VDE 0245).
- Testing voltage** 2000 V (following DIN VDE 0281-2).
- Oil** Oil-resistant (following DIN EN 50363-4-1), Class 2.
- Flame-retardant** According to IEC 60332-1-2, CEI 20-35, FT1, VW-1
- Silicon-free** Free from silicon which can affect paint adhesion (following PV 3.10.7 – status 1992).
- UL/CSA** < 0,5 mm²: Style 10492 and 2570, 600 V, 80 °C
≥ 0,5 mm²: Style 11113 and 2570, 600 V, 80 °C
- NFPA** Following NFPA 79-2012 chapter 12.9
- CEI** Following CEI 20-35
- CE** Following 2006/95/EG
- Lead free** Following 2011/65/EC (RoHS-II)
- Clean room** According to ISO Class 2. Outer jacket material complies with CF5.10.07, tested by IPA according to standard 14644-1.
- CTP** Certified according to N° C-DE.PB49.V.00396
- EAC** Certified according to N° TC RU C-DE.ME77.B.00960

New! Guaranteed lifetime for this series according to the "chainflex® guarantee club" conditions ► Page 22-25

Temperature, from/to [°C]	Travel distance [m]	5 million		7,5 million		10 million	
		R min. [factor x d]	R min. [factor x d]	R min. [factor x d]	R min. [factor x d]	R min. [factor x d]	R min. [factor x d]
+5 / +15	≤ 100	< 10 m	≥ 10 m	< 10 m	≥ 10 m	< 10 m	≥ 10 m
+15 / +60		7,5	10	8,5	11	9,5	12
+60 / +70		6,8	7,5	7,8	8,5	8,8	9,5

* higher number of double strokes possible

Typical application area

- for high load requirements
- light oil influence
- preferably indoor applications, but also outdoor ones at temperatures > 5 °C
- freely suspended travel distances and up to 100 m for gliding applications
- Storage and retrieval units for high-bay warehouses, machining units/package machines, quick handling, indoor cranes

... no minimum order quantity ...

igus® GmbH Cologne | Tel. +49(0)2203/9649-800 Fax -222 | info@igus.de | www.chainflex.eu



Strip cables 50% faster!



Image exemplary.

Delivery program Part No.	Number of cores and conductor nominal cross section [mm²]	External diameter max. [mm]	Copper index [kg/km]	Weight [kg/km]
CF6.02.04	(4 x 0,25)C	7,0	28	75
CF6.02.24 ^(3/11)	(24 x 0,25)C	13,5	113	231
CF6.02.25	(25 x 0,25)C	14,0	118	267
CF6.03.05	(5 x 0,34)C	7,5	38	96
CF6.05.02	(2 x 0,5)C	7,0	31	78
CF6.05.05	(5 G 0,5)C	9,0	51	121
CF6.05.07	(7 G 0,5)C	10,0	67	131
CF6.05.09	(9 G 0,5)C	12,0	98	226
CF6.05.12	(12 G 0,5)C	13,0	104	238
CF6.05.18	(18 G 0,5)C	15,0	154	295
CF6.05.24 ^(3/11)	(24 G 0,5)C	17,5	200	399
CF6.05.25	(25 G 0,5)C	17,5	205	412
CF6.07.03	(3 G 0,75)C	8,0	49	101
CF6.07.04	(4 G 0,75)C	8,5	59	116
CF6.07.05	(5 G 0,75)C	9,0	71	132
CF6.07.07	(7 G 0,75)C	10,5	91	157
CF6.07.12	(12 G 0,75)C	14,0	137	275
CF6.07.18	(18 G 0,75)C	17,5	209	413
CF6.07.24 ^(3/11)	(24 G 0,75)C	19,5	266	530
CF6.07.25	(25 G 0,75)C	19,5	283	554
CF6.10.03	(3 G 1,0)C	8,0	57	110
CF6.10.04	(4 G 1,0)C	9,0	68	120
CF6.10.05	(5 G 1,0)C	9,5	81	141
CF6.10.07	(7 G 1,0)C	12,0	109	211
CF6.10.12	(12 G 1,0)C	15,0	172	330
CF6.10.18	(18 G 1,0)C	19,0	261	498
CF6.10.24 ^(3/11)	(24 G 1,0)C	21,0	335	586
CF6.10.25	(25 G 1,0)C	21,0	344	617

The chainflex® types marked with a (3) refer to cables that are based on a bundling of 4 cores each. Due to their excellent electrical properties (star-quad with especially minimum crosstalk), these cables can virtually be used in all cases in which otherwise twisted-pair cables are required.

(11) Phase-out model

Note: The mentioned external diameters are maximum values and may tend toward lower tolerance limits.


G = with green-yellow earth core x = without earth core

* New in this catalogue.

Delivery program Part No.	Number of cores and conductor nominal cross section [mm²]	External diameter max. [mm]	Copper index [kg/km]	Weight [kg/km]
CF6.15.03	(3 G 1,5)C	9,0	76	126
CF6.15.04	(4 G 1,5)C	9,5	92	160
CF6.15.05	(5 G 1,5)C	10,5	112	184
CF6.15.07	(7 G 1,5)C	13,0	156	268
CF6.15.12	(12 G 1,5)C	17,0	240	390
CF6.15.18	(18 G 1,5)C	21,0	368	604
CF6.15.25	(25 G 1,5)C	24,0	493	896
CF6.15.36	(36 G 1,5)C	30,0	728	1346
CF6.25.04	(4 G 2,5)C	11,5	140	231


Note: The mentioned external diameters are maximum values and may tend toward lower tolerance limits.

G = with green-yellow earth core x = without earth core

 Order example: CF6.15.12 – in your desired length (0,5 m steps)
CF6 chainflex® series .15 Code nominal cross section .12 Number of cores

 prices price list online
www.chainflex.eu/CF6

 delivery time despatched in
24 hours or today



chainflex® CF5 and CF6 control cable (green) as well as CF211 measuring system cable (grey) in a screwing station of a motor factory. e-chain®: System E4/00 with chainfix Clip Strain Relief Devices

 eplan download, configurator ► www.igus.eu/CF6

1030 types from stock no cutting costs ...
(for up to 10 cuts of the same type)

... no minimum order quantity ...
igus® GmbH Cologne | Tel. +49(0)2203/9649-800 Fax -222 | info@igus.de | www.chainflex.eu