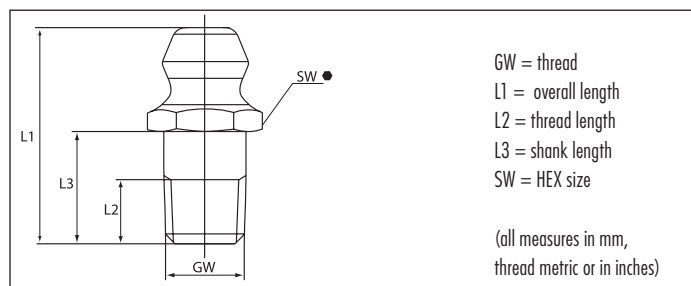


Type H1



Hydraulic-Type Grease Nipples

- according to DIN 71412
- straight version A/180°
- standard versions according to DIN are made of steel, case-hardened, zinc-plated and passivated
- for other types and materials, please see table, or upon request



GW M 5 x 0.8				Ref.- No.:			
L1	L2	L3	SW	Steel	Brass	SST303	SST316L
15	5.5		7mm HEX ●	1100701	1110701	1120701	

GW M 6 x 0.75				Ref.- No.:			
L1	L2	L3	SW	Steel	Brass	SST303	SST316L
15	5.5		7mm HEX ●	1100703	1110703	1120703	
24	6	14	7mm HEX ●	5241056			
29	8.3	19	7mm HEX ●	5241059			

GW M 6 x 1.0				Ref.- No.:			
L1	L2	L3	SW	Steel	Brass	SST303	SST316L
13.5	4		7mm HEX ●	5241007	5241101	5241102	
15	5.5		7mm HEX ●	1100704	1110704	1120704	1140704
17.3	5.6	8.5	7mm HEX ●	5241038			
24	6	14	7mm HEX ●	5241057			
29	8.3	19	7mm HEX ●	*5241060			
41	6	31	7mm HEX ●	5313742			
15	5.5		11mm HEX ●	1101104			1121104

GW M 7 x 1.0				Ref.- No.:			
L1	L2	L3	SW	Steel	Brass	SST303	SST316L
15	5.5		9mm HEX ●	1100905			

GW M 8 x 0.75				Ref.- No.:			
L1	L2	L3	SW	Steel	Brass	SST303	SST316L
15	5.5		9mm HEX ●	1100906			

GW M 8 x 1.0				Ref.- No.:			
L1	L2	L3	SW	Steel	Brass	SST303	SST316L
15	5.5		9mm HEX ●	1100907	1110907	1120907	1140907
18.5	8.5		9mm HEX ●	5241009			

GW M 8 x 1.25				Ref.- No.:			
L1	L2	L3	SW	Steel	Brass	SST303	SST316L
15	5.5		9mm HEX ●	1100908	1110908	1120908	1140908

GW M 10 x 1.0				Ref.- No.:			
L1	L2	L3	SW	Steel	Brass	SST303	SST316L
15	5.5		11mm HEX ●	1101109	1111109	1121109	1141109
17.5	7.5		11mm HEX ●	5241074			

GW M 10 x 1.25				Ref.- No.:			
L1	L2	L3	SW	Steel	Brass	SST303	SST316L
15	5.5		11mm HEX ●	1101110			

GW M 10 x 1.5				Ref.- No.:			
L1	L2	L3	SW	Steel	Brass	SST303	SST316L
15	5.5		11mm HEX ●	1101111	1111111	1121111	1141111

GW M 12 x 1.0				Ref.- No.:			
L1	L2	L3	SW	Steel	Brass	SST303	SST316L
17.5	6.5		14mm HEX ●	1101412			

GW M 12 x 1.25				Ref.- No.:			
L1	L2	L3	SW	Steel	Brass	SST303	SST316L
17.5	6.5		14mm HEX ●	1101413			

GW M 12 x 1.5				Ref.- No.:			
L1	L2	L3	SW	Steel	Brass	SST303	SST316L
17.5	6.5		14mm HEX ●	1101414	1111414	1121414	

GW M 12 x 1.75				Ref.- No.:			
L1	L2	L3	SW	Steel	Brass	SST303	SST316L
17.5	6.5		14mm HEX ●	1101415			1121415

GW M 14 x 1.5				Ref.- No.:			
L1	L2	L3	SW	Steel	Brass	SST303	SST316L
17.5	6.5		14mm HEX ●	1101417			

GW M 14 x 2.0				Ref.- No.:			
L1	L2	L3	SW	Steel	Brass	SST303	SST316L
17.5	6.5		14mm HEX ●	1101418			

GW M 16 x 1.5				Ref.- No.:			
L1	L2	L3	SW	Steel	Brass	SST303	SST316L
18	7		17mm HEX ●	1101719			

*unhardened

GW R 1/8, 1/8 - 28 BSP								Ref.- No.:	
L1	L2	L3	SW	Steel	Brass	SST303	SST316L		
43	6	33**	9mm HEX ●	5241070					
15	5.5		11mm HEX ●	1101156	1111156	1121156	1141156		

GW R 1/4, 1/4 - 19 BSP								Ref.- No.:	
L1	L2	L3	SW	Steel	Brass	SST303	SST316L		
17.5	6.5		14mm HEX ●	1101457	1111457	1121457	1141457		
19	8		14mm HEX ●	5241071					

GW R 3/8, 3/8 - 19 BSP								Ref.- No.:	
L1	L2	L3	SW	Steel	Brass	SST303	SST316L		
18	7		17mm HEX ●	1101758		1121758			

GW 1/8" - 27 NPT/PTF								Ref.- No.:	
L1	L2	L3	SW	Steel	Brass	SST303	SST316L		
45	6.5	35**	9mm HEX ●	5241076					
65	8	55**	9mm HEX ●	5241077					
15	5.5		11mm HEX ●	1101167	1111167				
17	6.5		11mm HEX ●				1141167		
17.5	6.5	7.5	11mm HEX ●	5241024	5241105	5241106			
31	6	21	11mm HEX ●	5241075					

GW 1/4" - 18 NPT/PTF								Ref.- No.:	
L1	L2	L3	SW	Steel	Brass	SST303	SST316L		
17.5	6.5		14mm HEX ●	1101468					
19	8		14mm HEX ●	5241072					
21	9		14mm HEX ●				1141468		

GW 1/4" - 28 NF/UNF/SAE								Ref.- No.:	
L1	L2	L3	SW	Steel	Brass	SST303	SST316L		
13.5	4		7mm HEX ●	5241054	5241103				
15	5.5		7mm HEX ●	1100737	1110737	1120737			
17.3	5.6	8.5	7mm HEX ●	5241055					
24	6	14	7mm HEX ●	5241058					
29	8.3	19	7mm HEX ●	5241061					
41	6	31	7mm HEX ●	5241080					

GW 1/4" - 26 BSF								Ref.- No.:	
L1	L2	L3	SW	Steel	Brass	SST303	SST316L		
15	5.5		7mm HEX ●	1100744	1110744	1120744			
29	8.3	19	7mm HEX ●	5241062					

GW 1/4" BSW								Ref.- No.:	
L1	L2	L3	SW	Steel	Brass	SST303	SST316L		
15	5.5		7mm HEX ●	1100750					

GW 5/16" - 24 NF/UNF/SAE								Ref.- No.:	
L1	L2	L3	SW	Steel	Brass	SST303	SST316L		
14	4		9mm HEX ●	5241068					
15	5.5		9mm HEX ●	1100938	1110938	1120938			

GW 5/16" - 22 BSF								Ref.- No.:	
L1	L2	L3	SW	Steel	Brass	SST303	SST316L		
15	5.5		9mm HEX ●	1100945					

GW 5/16" BSW								Ref.- No.:	
L1	L2	L3	SW	Steel	Brass	SST303	SST316L		
15	5.5		9mm HEX ●	1100951					

GW 3/8" - 18 NPT/PTF								Ref.- No.:	
L1	L2	L3	SW	Steel	Brass	SST303	SST316L		
18	7		17mm HEX ●	1101769					

GW 3/8" - 20 BSF								Ref.- No.:	
L1	L2	L3	SW	Steel	Brass	SST303	SST316L		
15	5.5		11mm HEX ●	1101146					

GW 3/8" - 24 NF/UNF/SAE								Ref.- No.:	
L1	L2	L3	SW	Steel	Brass	SST303	SST316L		
15	5.5		11mm HEX ●	1101139	1111139	1121139			

GW 3/8" BSW								Ref.- No.:	
L1	L2	L3	SW	Steel	Brass	SST303	SST316L		
15	5.5		11mm HEX ●	1101152					

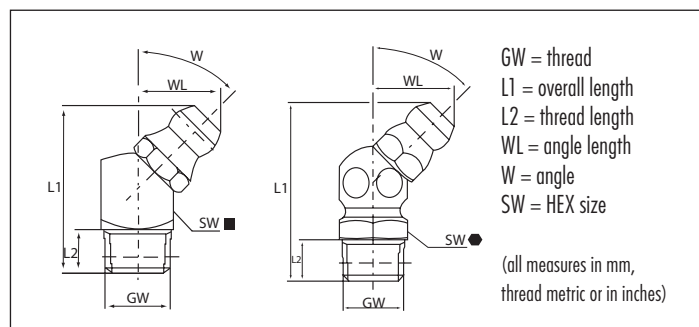
GW 1/2" - 20 UNF/NF/SAE								Ref.- No.:	
L1	L2	L3	SW	Steel	Brass	SST303	SST316L		
17.5	6.5		14mm HEX ●	1101440					

Type H2



Hydraulic-Type Grease Nipples

- according to DIN 71412
- angled version B/45° /67°
- optionally available with square or hexagonal body
- standard versions according to DIN are made of steel, zinc-plated and passivated, head case-hardened
- with tapered thread
- for other types and materials, please see table, or upon request



GW M 5 x 0.8						Ref.- No.:			
L1	L2	WL	W	SW		Steel	Brass	SST303	SST316L
23.5	5.5	10.5	45°	9mm HEX	●	1200901			

GW M 6 x 0.75						Ref.- No.:			
L1	L2	WL	W	SW		Steel	Brass	SST303	SST316L
20.5	5.5	10.5	45°	9mm SQ.	■	1204503			
23.5	5.5	10.5	45°	9mm HEX	●	1200903			

GW M 6 x 1.0						Ref.- No.:			
L1	L2	WL	W	SW		Steel	Brass	SST303	SST316L
20.5	5.5	10.5	45°	9mm SQ.	■	1204504			
23.5	5.5	10.5	45°	9mm HEX	●	1200904	1210904	1220904	1240904
17.5	5.5	12.3	67°	9mm SQ.	■	1404504			
20.5	5.5	12.2	67°	9mm HEX	●	1400904			

GW M 7 x 1.0						Ref.- No.:			
L1	L2	WL	W	SW		Steel	Brass	SST303	SST316L
23.5	5.5	10.5	45°	9mm HEX	●	1200905			

GW M 8 x 0.75						Ref.- No.:			
L1	L2	WL	W	SW		Steel	Brass	SST303	SST316L
23.5	5.5	10.5	45°	9mm HEX	●	1200906			

GW M 8 x 1.0						Ref.- No.:			
L1	L2	WL	W	SW		Steel	Brass	SST303	SST316L
20.5	5.5	10.5	45°	9mm SQ.	■	1204507			
23.5	5.5	10.5	45°	9mm HEX	●	1200907	1210907	1220907	1240907
17.5	5.5	12.3	67°	9mm SQ.	■	1404507			
20.5	5.5	12.2	67°	9mm HEX	●	1400907			

GW M 8 x 1.25						Ref.- No.:			
L1	L2	WL	W	SW		Steel	Brass	SST303	SST316L
20.5	5.5	10.5	45°	9mm SQ.	■	1204508			
23.5	5.5	10.5	45°	9mm HEX	●	1200908	1210908	1220908	
20.5	5.5	12.2	67°	9mm HEX	●	1400908			

GW M 10 x 1.0						Ref.- No.:			
L1	L2	WL	W	SW		Steel	Brass	SST303	SST316L
20.5	5.5	11	45°	11mm SQ.	■	1204709			
25	5.5	11.5	45°	11mm HEX	●	1201109	1211109	1221109	1241109
26	7	11.5	45°	11mm HEX	●	5242085			
47	7	11	45°	11mm SQ.	■	5242088			
25	5.5	11.5	67°	11mm HEX	●	1401109			

GW M 10 x 1.25						Ref.- No.:			
L1	L2	WL	W	SW		Steel	Brass	SST303	SST316L
25	5.5	11.5	45°	11mm HEX	●	1201110			

GW M 10 x 1.5						Ref.- No.:			
L1	L2	WL	W	SW		Steel	Brass	SST303	SST316L
25	5.5	11.5	45°	11mm HEX	●	1201111		1221111	

GW M 12 x 1.0						Ref.- No.:			
L1	L2	WL	W	SW		Steel	Brass	SST303	SST316L
22.5	6.5	12	45°	14mm HEX	●	1201412			

GW M 12 x 1.5						Ref.- No.:			
L1	L2	WL	W	SW		Steel	Brass	SST303	SST316L
22.5	6.5	12	45°	14mm HEX	●	1201414			

GW M 12 x 1.75						Ref.- No.:			
L1	L2	WL	W	SW		Steel	Brass	SST303	SST316L
22.5	6.5	12	45°	14mm HEX	●	1201415			

GW M 14 x 1.5						Ref.- No.:			
L1	L2	WL	W	SW		Steel	Brass	SST303	SST316L
22.5	6.5	12	45°	14mm HEX	●	1201417			

GW M 16 x 1.5						Ref.- No.:			
L1	L2	WL	W	SW		Steel	Brass	SST303	SST316L
25.5	7	13.5	45°	17mm HEX	●	1201719			

GW R 1/8, 1/8 - 28 BSP						Ref.- No.:			
L1	L2	WL	W	SW		Steel	Brass	SST303	SST316L
20.5	5.5	11	45°	11mm SQ. ■		1204756			
25	5.5	11.5	45°	11mm HEX ●		1201156	1211156	1221156	1241156
28.5	9	11.5	45°	11mm HEX ●		5241236			
36	5.5	11	45°	11mm SQ. ■		5242087			
25	5.5	11.5	67°	11mm HEX ●		1401156			

GW R 1/4, 1/4 - 19 BSP						Ref.- No.:			
L1	L2	WL	W	SW		Steel	Brass	SST303	SST316L
22.5	6.5	12	45°	14mm HEX ●		1201457	1211457	1221457	1241457

GW R 3/8, 3/8 - 19 BSP						Ref.- No.:			
L1	L2	WL	W	SW		Steel	Brass	SST303	SST316L
25.5	7	13.5	45°	17mm HEX ●		1201758			

GW 1/8" - 27 NPT/PTF						Ref.- No.:			
L1	L2	WL	W	SW		Steel	Brass	SST303	SST316L
20.5	5.5	11	45°	11mm SQ. ■		1204767			
27	7	11.5	45°	11mm HEX ●		5242104			
24	7	14	67°	11mm HEX ●		5242105			

GW 1/4" - 18 NPT/PTF						Ref.- No.:			
L1	L2	WL	W	SW		Steel	Brass	SST303	SST316L
22.5	6.5	12	45°	14mm HEX ●		1201468			

GW 1/4" - 26 BSF						Ref.- No.:			
L1	L2	WL	W	SW		Steel	Brass	SST303	SST316L
23.5	5.5	10.5	45°	9mm HEX ●		1200944		1220944	
20.5	5.5	12.2	67°	9mm HEX ●		1400944			

GW 1/4" - 28 NF/UNF/SAE						Ref.- No.:			
L1	L2	WL	W	SW		Steel	Brass	SST303	SST316L
23.5	5.5	10.5	45°	9mm HEX ●		1200937	1210937	1220937	
20.5	5.5	12.2	67°	9mm HEX ●		1400937			

GW 1/4" - BSW						Ref.- No.:			
L1	L2	WL	W	SW		Steel	Brass	SST303	SST316L
23.5	5.5	10.5	45°	9mm HEX ●		1200950			

GW 5/16" - 22 BSF						Ref.- No.:			
L1	L2	WL	W	SW		Steel	Brass	SST303	SST316L
23.5	5.5	10.5	45°	9mm HEX ●		1200945			
20.5	5.5	12.2	67°	9mm HEX ●		1400945			

GW 5/16" - 24 NF/UNF/SAE						Ref.- No.:			
L1	L2	WL	W	SW		Steel	Brass	SST303	SST316L
23.5	5.5	10.5	45°	9mm HEX ●		1200938	1210938	1220938	
20.5	5.5	12.2	67°	9mm HEX ●		1400938			

GW 5/16" - BSW						Ref.- No.:			
L1	L2	WL	W	SW		Steel	Brass	SST303	SST316L
23.5	5.5	10.5	45°	9mm HEX ●		1200951			

GW 3/8" - NPT/PTF						Ref.- No.:			
L1	L2	WL	W	SW		Steel	Brass	SST303	SST316L
25.5	7	13.5	45°	17mm HEX ●		1201769			

GW 3/8" - 20 BSF						Ref.- No.:			
L1	L2	WL	W	SW		Steel	Brass	SST303	SST316L
25	5.5	11.5	45°	11mm HEX ●		1201146			
25	5.5	11.5	67°	11mm HEX ●		1401140			

GW 3/8" - 24 NF/UNF/SAE						Ref.- No.:			
L1	L2	WL	W	SW		Steel	Brass	SST303	SST316L
25	5.5	11.5	45°	11mm HEX ●		1201139			
25	5.5	11.5	67°	11mm HEX ●		1401139			

GW 3/8" BSW						Ref.- No.:			
L1	L2	WL	W	SW		Steel	Brass	SST303	SST316L
25	5.5	11.5	45°	11mm HEX ●		1201152			

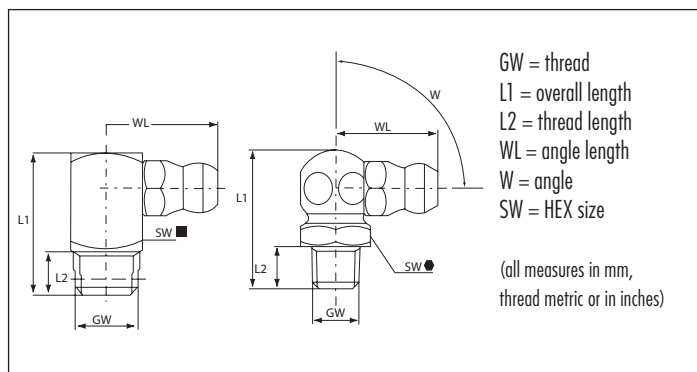
GW 1/2" - 20 UNF/NF/SAE						Ref.- No.:			
L1	L2	WL	W	SW		Steel	Brass	SST303	SST316L
22.5	6.5	12	45°	14mm HEX ●		1201440			

Type H3

Hydraulic-Type Grease Nipples



- according to DIN 71412
- angled version C/90°
- standard versions according to DIN are made of steel, zinc-plated and passivated, head case-hardened
- with tapered thread
- for other types and materials, please see table, or upon request



GW M 5 x 0.8						Ref.- No.:			
L1	L2	WL	W	SW		Steel	Brass	SST303	SST316L
18	5.5	13	90°	9mm HEX	■	1300901			

GW M 6 x 0.75						Ref.- No.:			
L1	L2	WL	W	SW		Steel	Brass	SST303	SST316L
18	5.5	14	90°	9mm SQ.	■	1304503			
18	5.5	13	90°	9mm HEX	●	1300903			

GW M 6 x 1.0						Ref.- No.:			
L1	L2	WL	W	SW		Steel	Brass	SST303	SST316L
18	5.5	14	90°	9mm SQ.	■	1304504			
18	5.5	13	90°	9mm HEX	●	1300904	1310904	1320904	1341630

GW M 7 x 1.0						Ref.- No.:			
L1	L2	WL	W	SW		Steel	Brass	SST303	SST316L
18	5.5	13	90°	9mm HEX	●	1300905			

GW M 8 x 0.75						Ref.- No.:			
L1	L2	WL	W	SW		Steel	Brass	SST303	SST316L
18	5.5	13	90°	9mm HEX	●	1300906			

GW M 8 x 1.0						Ref.- No.:			
L1	L2	WL	W	SW		Steel	Brass	SST303	SST316L
18	5.5	13	90°	9mm HEX	●	1300907	1310907	1320907	1340907
18	5.5	14	90°	9mm SQ.	■	1304507			

GW M 8 x 1.25						Ref.- No.:			
L1	L2	WL	W	SW		Steel	Brass	SST303	SST316L
18	5.5	14	90°	9mm SQ.	■	1304508			
18	5.5	13	90°	9mm HEX	●	1300908	1310908	1320908	

GW M 10 x 1.0						Ref.- No.:			
L1	L2	WL	W	SW		Steel	Brass	SST303	SST316L
18	5.5	15	90°	11mm SQ.	■	1304709			
20	5.5	14	90°	11mm HEX	●	1301109	1311109	1321109	1341109
42	7	15	90°	11mm SQ.	■	5242092			

GW M 10 x 1.25						Ref.- No.:			
L1	L2	WL	W	SW		Steel	Brass	SST303	SST316L
20	5.5	14	90°	11mm HEX	●	1301110			

GW M 10 x 1.5						Ref.- No.:			
L1	L2	WL	W	SW		Steel	Brass	SST303	SST316L
20	5.5	14	90°	11mm HEX	●	1301111		1321111	

GW M 12 x 1.0						Ref.- No.:			
L1	L2	WL	W	SW		Steel	Brass	SST303	SST316L
22	6.5	14	90°	14mm HEX	●	1301412			

GW M 12 x 1.5						Ref.- No.:			
L1	L2	WL	W	SW		Steel	Brass	SST303	SST316L
22	6.5	14	90°	14mm HEX	●	1301414			

GW M 12 x 1.75						Ref.- No.:			
L1	L2	WL	W	SW		Steel	Brass	SST303	SST316L
22	6.5	14	90°	14mm HEX	●	1301415			1341415

GW M 14 x 1.5						Ref.- No.:			
L1	L2	WL	W	SW		Steel	Brass	SST303	SST316L
22	6.5	14	90°	14mm HEX	●	1301417			

GW M 14 x 2.0						Ref.- No.:			
L1	L2	WL	W	SW		Steel	Brass	SST303	SST316L
22	6.5	14	90°	14mm HEX	●	1301419			

GW R 1/8, 1/8 - 28 BSP

Ref.- No.:

L1	L2	WL	W	SW	Steel	Brass	SST303	SST316L
18	5.5	15	90°	11mm SQ. ■	1304756			
20	5.5	14	90°	11mm HEX ●	1301156	1311156	1321156	1341156
42	7	15	90°	11mm SQ. ■	5242093			

GW R 1/4, 1/4 - 19 BSP

Ref.- No.:

L1	L2	WL	W	SW	Steel	Brass	SST303	SST316L
22	6.5	14	90°	14mm HEX ●	1301457	1311457	1321457	1341457

GW R 3/8, 3/8 - 19 BSP

Ref.- No.:

L1	L2	WL	W	SW	Steel	Brass	SST303	SST316L
20	7	19	90°	17mm HEX ●	1301758			

GW 1/8" - 27 NPT/PTF

Ref.- No.:

L1	L2	WL	W	SW	Steel	Brass	SST303	SST316L
18	5.5	15	90°	11mm SQ. ■	1304767			

GW 1/4" - 18 NPT/PTF

Ref.- No.:

L1	L2	WL	W	SW	Steel	Brass	SST303	SST316L
22	6.5	14	90°	14mm HEX ●	1301468			

GW 1/4" - 26 BSF

Ref.- No.:

L1	L2	WL	W	SW	Steel	Brass	SST303	SST316L
18	5.5	13	90°	9mm HEX ●	1300944	1310944	1320944	

GW 1/4" - 28 NF/UNF/SAE

Ref.- No.:

L1	L2	WL	W	SW	Steel	Brass	SST303	SST316L
18	5.5	13	90°	9mm HEX ●	1300937	1310937	1320937	

GW 1/4" BSW

Ref.- No.:

L1	L2	WL	W	SW	Steel	Brass	SST303	SST316L
18	5.5	13	90°	9mm HEX ●	1300950		1320945	

GW 5/16" - 22 BSF

Ref.- No.:

L1	L2	WL	W	SW	Steel	Brass	SST303	SST316L
18	5.5	13	90°	9mm HEX ●	1300945			

GW 5/16" - 24 NF/UNF/SAE

Ref.- No.:

L1	L2	WL	W	SW	Steel	Brass	SST303	SST316L
18	5.5	13	90°	9mm HEX ●	1300938			

GW 5/16" BSW

Ref.- No.:

L1	L2	WL	W	SW	Steel	Brass	SST303	SST316L
18	5.5	13	90°	9mm HEX ●	1300951			

GW 3/8" - 18 NPT/PTF

Ref.- No.:

L1	L2	WL	W	SW	Steel	Brass	SST303	SST316L
20	7	19	90°	17mm HEX ●	1301760			

GW 3/8" - 20 BSF

Ref.- No.:

L1	L2	WL	W	SW	Steel	Brass	SST303	SST316L
20	5.5	14	90°	11mm HEX ●	1301146			

GW 3/8" - 24 NF/UNF/SAE

Ref.- No.:

L1	L2	WL	W	SW	Steel	Brass	SST303	SST316L
20	5.5	14	90°	11mm HEX ●	1301139			

GW 3/8" BSW

Ref.- No.:

L1	L2	WL	W	SW	Steel	Brass	SST303	SST316L
20	5.5	14	90°	11mm HEX ●	1301152			

GW 1/2" - 20 UNF/UNF/SAE

Ref.- No.:

L1	L2	WL	W	SW	Steel	Brass	SST303	SST316L
22	6.5	14	90°	14mm HEX ●	1301440			