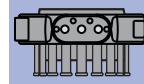



triflex® R | Series TRL | Delivery program

Robotic applications, light and economical



TRL

► 596



...TRL
Light with "easy"-design

triflex® R | Series TRL | Light alternative with "easy"-design

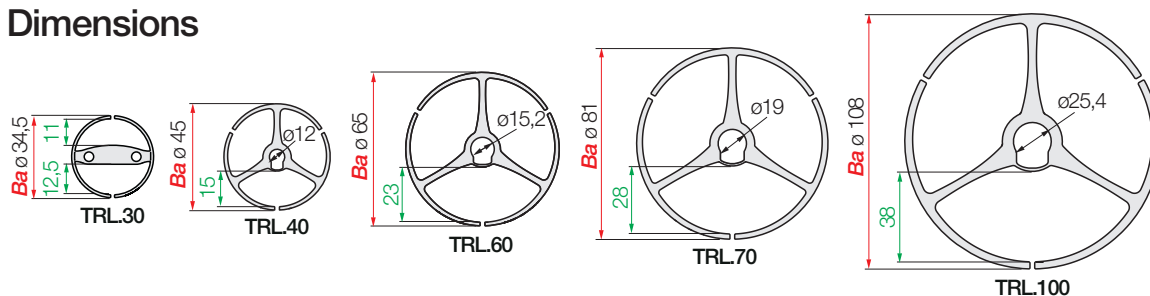
Series TRL "light"	Bi 1 [mm]	Bi 2 [mm]	Ba [mm]	R [mm]	d1 ¹⁾ [mm]	d2 ¹⁾ [mm]	Pitch [mm]	Links/m	Weight [kg/m]
TRL.30. 050.0 ²⁾	12,5	11	34,5	050	10	8	11,3	89	≈ 0,15
TRL.40. 058.0	15	–	45	058	13	–	13,9	72	≈ 0,20
TRL.60. 087.0	23	–	65	087	20,5	–	20,4	49	≈ 0,40
TRL.70. 110.0	28	–	81	110	26	–	25,6	39	≈ 0,70
TRL.100.145.0	38	–	108	145	35,5	–	34,5	29	≈ 1,20

1) For quick and easy insertion / removal of cables using the "easy"-design, we recommend a maximum cable diameter of 70% of the specified value.

2) only with 2-chamber system

More widths available upon request, please consult igus® for delivery time.

Dimensions



All triflex® R accessories like:

- Swivel bearings for smooth motion
 - Protectors
 - Gliding feed-throughs
 - Strain relief systems: Quick exchange kit, Pivot bracket, triflex® R connection
 - TRE.LOCK clips
 - Back pull systems: RS triflex® R-Set the universal module and RSP the intelligent retraction system
 - Fiber rod module & Installation kit
 - Protective jackets.
- More information ► from page 596

