



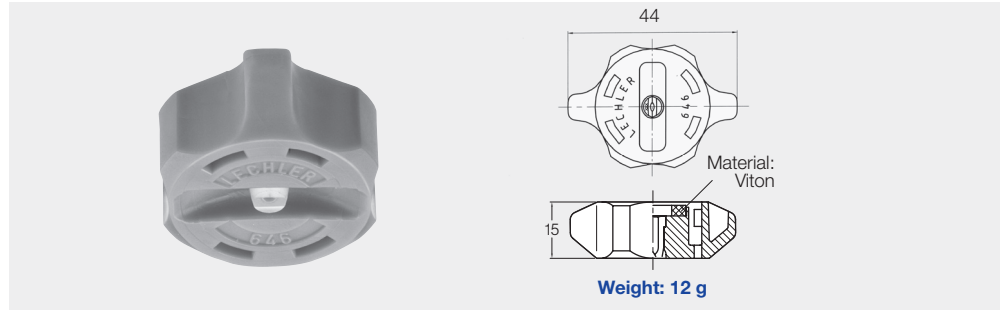
Flat fan nozzles with bayonet quick release cap Series 646





Quick and easy assembly with bayonet quick release cap. Adjusted spray direction. Uniform liquid distribution.

Applications:

Belt cleaning, surface treatment, cleaning, coating processes.



Spray angle 	Ordering no.		A Ø [mm]	E Ø [mm]	V [l/min]							Spray width B at p=2 bar 	
	Type	Mat. no.			p [bar]							H = 250 mm	H = 500 mm
		5E			0.5	1.0	2.0	[US gal./min] at 40 psi	3.0	5.0	10.0		
20°	646.301	○	0.70	0.60	0.16*	0.23*	0.32	0.10	0.39	0.51	0.72	75	150
	646.361	○	1.00	0.80	0.31*	0.44*	0.63	0.20	0.77	1.00	1.40	80	150
	646.441	○	1.35	1.10	0.62*	0.88	1.25	0.39	1.53	1.98	2.80	80	155
	646.481	○	1.50	1.20	0.80*	1.13	1.60	0.50	1.96	2.53	3.58	80	155
30°	646.302	○	0.70	0.50	0.16*	0.23*	0.32	0.10	0.39	0.51	0.72	85	140
	646.362	○	1.00	0.70	0.31*	0.44*	0.63	0.20	0.77	1.00	1.40	95	160
	646.402	○	1.20	0.90	0.50*	0.71	1.00	0.39	1.23	1.58	2.24	105	190
	646.482	○	1.50	1.10	0.80*	1.13	1.60	0.50	1.96	2.53	3.58	120	225
	646.562	○	2.00	1.50	1.25	1.77	2.50	0.78	3.06	3.95	5.59	135	240
45°	646.363	○	1.00	0.60	0.31*	0.44*	0.63	0.20	0.77	1.00	1.40	185	340
	646.403	○	1.20	0.90	0.50*	0.71	1.00	0.31	1.23	1.58	2.24	185	340
	646.483	○	1.50	1.10	0.80*	1.13	1.60	0.50	1.96	2.53	3.58	185	340
	464.563	○	2.00	1.40	1.20	1.77	2.50	0.78	3.06	3.95	5.59	185	340
	464.643	○	2.50	1.80	2.00	2.83	4.00	1.24	4.90	6.33	8.94	185	345
60°	646.304	○	0.70	0.40	0.16*	0.23*	0.32	0.10	0.39	0.51	0.72	245	490
	646.334	○	0.90	0.50	0.22*	0.32*	0.45	0.14	0.55	0.71	1.01	250	495
	646.364	○	1.00	0.60	0.31*	0.44*	0.63	0.20	0.77	1.00	1.40	255	500
	646.404	○	1.20	0.80	0.50*	0.71	1.00	0.31	1.23	1.58	2.24	260	510
	646.444	○	1.35	0.90	0.62	0.88	1.25	0.39	1.53	1.98	2.80	260	510
	646.484	○	1.50	1.00	0.80	1.13	1.60	0.50	1.96	2.53	3.58	270	525
	646.514	○	1.65	1.10	0.95	1.34	1.90	0.59	2.33	3.00	4.25	260	510
	646.564	○	2.00	1.30	1.25	1.77	2.50	0.78	3.06	3.95	5.59	260	505
	646.604	○	2.20	1.50	1.58	2.23	3.15	0.98	3.86	4.98	7.04	265	505
90°	646.306	○	0.70	0.40	0.16*	0.23*	0.32	0.10	0.39	0.51	0.72	425	840
	646.336	○	0.90	0.50	0.22*	0.32*	0.45	0.14	0.55	0.71	1.01	425	840
	646.366	○	1.00	0.50	0.31*	0.44*	0.63	0.20	0.77	1.00	1.41	425	840
	646.406	○	1.20	0.70	0.50*	0.71	1.00	0.31	1.23	1.58	2.24	425	835
	646.446	○	1.35	0.80	0.62*	0.88	1.25	0.39	1.53	1.98	2.80	425	835
	646.486	○	1.50	0.80	0.80*	1.13	1.60	0.50	1.96	2.53	3.58	425	830
	646.516	○	1.65	0.90	0.95*	1.34	1.90	0.59	2.33	3.00	4.25	425	830
	646.566	○	2.00	1.10	1.25	1.77	2.50	0.78	3.06	3.95	5.59	425	825
	646.606	○	2.20	1.20	1.58	2.23	3.15	0.98	3.86	4.98	7.04	425	820

A = Equivalent bore diameter · E = narrowest free cross section

* Differing spray pattern

Subject to technical modifications.

Continued on next page.



The folded page at the end of the catalogue will give you a survey on the various assembly possibilities. For complete assembly accessories, please refer to »Accessories«.

Example	Type	+	Material-no.	=	Ordering no.
for ordering:	646.301	+	5E	=	646.301.5E



Flat fan nozzles with bayonet quick release cap Series 646



Spray angle 	Ordering no.		A Ø [mm]	E Ø [mm]	V̇ [l/min]							Spray width B at p=2 bar 	
	Type	Mat. no.			p [bar]							H = 250 mm	H = 500 mm
		5E			0.5	1.0	2.0	[US gal./min] at 40 psi	3.0	5.0	10.0		
PVDF													
120°	646.307	○	0.70	0.30	0.16*	0.23*	0.32	0.10	0.39	0.51	0.72	625	1175
	646.337	○	0.90	0.40	0.22*	0.32*	0.45	0.14	0.55	0.71	1.01	630	1180
	646.367	○	1.00	0.50	0.31*	0.44*	0.63	0.20	0.77	1.00	1.41	635	1190
	646.407	○	1.20	0.60	0.50*	0.71	1.00	0.31	1.23	1.58	2.24	640	1195
	646.447	○	1.35	0.60	0.62*	0.88	1.25	0.39	1.53	1.98	2.80	645	1200
	646.487	○	1.50	0.60	0.80*	1.13	1.60	0.50	1.96	2.53	3.58	650	1200
	646.517	○	1.65	0.90	0.95*	1.34	1.90	0.59	2.33	3.00	4.25	650	1205
	646.567	○	2.00	0.90	1.25	1.77	2.50	0.78	3.06	3.95	5.59	655	1210
	646.607	○	2.20	1.10	1.58	2.23	3.15	0.98	3.86	4.98	7.04	660	1215

A = Equivalent bore diameter · E = narrowest free cross section
* Differing spray pattern
Subject to technical modifications.

The folded page at the end of the catalogue will give you a survey on the various assembly possibilities. For complete assembly accessories, please refer to »Accessories«.

Example	Type	+	Material-no.	=	Ordering no.
for ordering:	646.307	+	5E	=	646.307.5E



Assembly accessories see page 9.4