



Flat fan nozzles for retaining nut

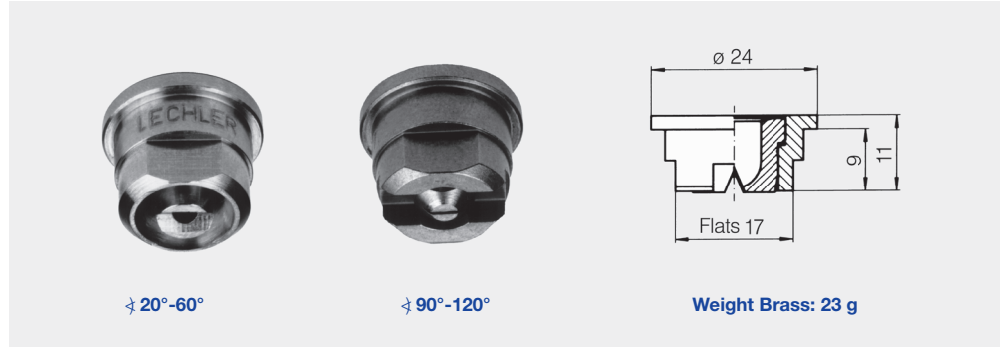
Series 656 / 657



Assembly with retaining nut. Easy nozzle changing, simple jet alignment. Uniform, parabolic distribution of liquid. Increased non-clogging features, more jet power, less fog.

Applications:

Cleaning installations, gravel washing, cooling headers, spray pipes, roll cooling, cooling of rolled stock.



↘ 20°-60°

↘ 90°-120°

Weight Brass: 23 g

Spray angle	Ordering no.				A Ø [mm]	E Ø [mm]	V̇ [l/min]						Spray width B at p=2 bar		
	Type	Mat. no.					p [bar]						H = 250 mm	H = 500 mm	
		16	17 ¹	30			0.5	1.0	2.0	[US gal./min] at 40 psi	3.0	5.0			10.0
20°	656.721	○	○	○	3.00	2.50	3.15	4.45	6.30	1.95	7.72	9.96	14.09	110	205
	656.801	○	○	○	4.00	3.20	5.00	7.07	10.00	3.10	12.25	15.81	22.36	110	205
	656.881	○	○	○	5.00	4.00	8.00	11.31	16.00	4.96	19.60	25.30	35.78	110	205
	656.921	○	○	○	5.50	4.40	10.00	14.14	20.00	6.20	24.49	31.62	44.72	110	205
	656.961	○	○	○	6.00	5.30	12.50	17.68	25.00	7.75	30.62	39.53	55.90	110	205
30°	656.722	○	○	○	3.00	2.40	3.15	4.45	6.30	1.95	7.72	9.96	14.09	150	280
	656.762	○	○	○	3.50	2.70	4.00	5.66	8.00	2.48	9.80	12.65	17.89	150	280
	656.802	○	○	○	4.00	3.10	5.00	7.07	10.00	3.10	12.25	15.81	22.36	150	280
	656.882	○	○	○	5.00	4.00	8.00	11.31	16.00	4.96	19.60	25.30	35.78	150	280
	656.922	○	○	○	5.50	4.40	10.00	14.14	20.00	6.20	24.49	31.62	44.72	150	280
	656.962	○	○	○	6.00	5.00	12.50	17.68	25.00	7.75	30.62	39.53	55.90	150	280
45°	656.723	○	○	○	3.00	2.40	3.15	4.45	6.30	1.95	7.72	9.96	14.09	280	520
	656.763	○	○	○	3.50	2.60	4.00	5.66	8.00	2.48	9.80	12.65	17.89	280	520
	656.803	○	○	○	4.00	3.00	5.00	7.07	10.00	3.10	12.25	15.81	22.36	280	520
	656.843	○	○	○	4.50	3.40	6.25	8.84	12.50	3.88	15.31	19.76	27.95	280	520
	656.883	○	○	○	5.00	3.80	8.00	11.31	16.00	4.96	19.60	25.30	35.78	280	520
	656.923	○	○	○	5.50	4.20	10.00	14.14	20.00	6.20	24.49	31.62	44.72	280	520
	656.963	○	○	○	6.00	4.40	12.50	17.68	25.00	7.75	30.62	39.53	55.90	280	520
60°	656.724	○	○	○	3.00	2.10	3.15	4.45	6.30	1.95	7.72	9.96	14.09	320	595
	656.764	○	○	○	3.50	2.30	4.00	5.66	8.00	2.48	9.80	12.65	17.89	320	595
	656.804	○	○	○	4.00	2.60	5.00	7.07	10.00	3.10	12.25	15.81	22.36	320	595
	656.844	○	○	○	4.50	3.00	6.25	8.84	12.50	3.88	15.31	19.76	27.95	320	595
	656.884	○	○	○	5.00	3.40	8.00	11.31	16.00	4.96	19.60	25.30	35.78	320	595
	656.924	○	○	○	5.50	4.10	10.00	14.14	20.00	6.20	24.49	31.62	44.72	320	595
	656.964	○	○	○	6.00	4.20	12.50	17.68	25.00	7.75	30.62	39.53	55.90	320	595
	657.044	-	○	○	8.00	5.50	20.00	28.28	40.00	12.41	48.99	63.25	89.44	320	595
90°	656.726	○	○	○	3.00	1.70	3.15	4.45	6.30	1.95	7.72	9.96	14.09	420	800
	656.766	○	○	○	3.50	1.90	4.00	5.66	8.00	2.48	9.80	12.65	17.89	420	800
	656.806	○	○	○	4.00	2.40	5.00	7.07	10.00	3.10	12.25	15.81	22.36	420	800
	656.846	○	○	○	4.50	2.40	6.25	8.84	12.50	3.88	15.31	19.76	27.95	420	800
	656.886	○	○	○	5.00	3.10	8.00	11.31	16.00	4.96	19.60	25.30	35.78	420	800
	656.926	○	○	○	5.50	3.60	10.00	14.14	20.00	6.20	24.49	31.62	44.72	420	800
	656.966	○	○	○	6.00	3.90	12.50	17.68	25.00	7.75	30.62	39.53	55.90	420	800
	657.046	-	-	○	8.00	4.90	20.00	28.28	40.00	12.41	48.99	63.25	89.44	420	800



¹We reserve the right to deliver 316Ti SS or 316L SS under the material no. 17.
A = equivalent bore diameter · E = narrowest free cross section
Subject to technical modifications.

Continued on next page.



Flat fan nozzles for retaining nut

Series 656 / 657

Spray angle 	Ordering no.				A Ø [mm]	E Ø [mm]	V̇ [l/min]							Spray width B at p=2 bar 	
	Type	Mat. no.					p [bar]							H = 250 mm	H = 500 mm
		16	17 ¹	30			0.5	1.0	2.0	[US gal./min] at 40 psi	3.0	5.0	10.0		
120°	656.727	○	○	○	3.00	1.60	3.15	4.45	6.30	1.95	7.72	9.96	14.09	675	1350
	656.767	○	○	○	3.50	1.70	4.00	5.66	8.00	2.48	9.80	12.65	17.89	800	1600
	656.807	○	○	○	4.00	2.00	5.00	7.07	10.00	3.10	12.25	15.81	22.36	740	1485
	656.887	○	○	○	5.00	2.60	8.00	11.31	16.00	4.96	19.60	25.30	35.78	775	1540
	656.927	○	○	○	5.50	2.90	10.00	14.14	20.00	6.20	24.49	31.62	44.72	815	1630

¹We reserve the right to deliver 316Ti SS or 316L SS under the material no. 17.
A = equivalent bore diameter · E = narrowest free cross section
Subject to technical modifications.

The folded page at the end of the catalogue will give you a survey on the various assembly possibilities. For complete assembly accessories, please refer to »Accessories«.

Example	Type	+	Material-no.	= Ordering no.
for ordering:	656.727	+	16	= 656.727.16

