

Submersible drainage pumps for clear water and drainage water.

H 106, H 117

Application

HOMA H 106 and H 117 are submersible drainage pumps. With their 10 mm spherical clearance they are the ideal solution to pump water from basements cellars sumps and collection tanks. Also suitable for pumping discharge from hand basins, showers and washing machines, for flood relief and water removal from water courses or reservoirs.

DIN EN 12050-2: Conformity and design approved and controlled by LGA, certificate No. 0220119.

Installation: Transportable or permanent. Models with float switch control for automatic pump operation, depending on liquid level in the sump.

Pumped liquid: Clear water or drainage water containing soft solids up to 10 mm spherical clearance.

Max. liquid temperature: 35° C, short term up to 60° C.

Operation: Intermittent.

Design

Fully submersible, compact integrated motor-pump unit consisting of:

Pump: Single stage centrifugal pump with horizontal discharge.

Impeller: Open multi-channel impeller, spherical clearance 10 mm.

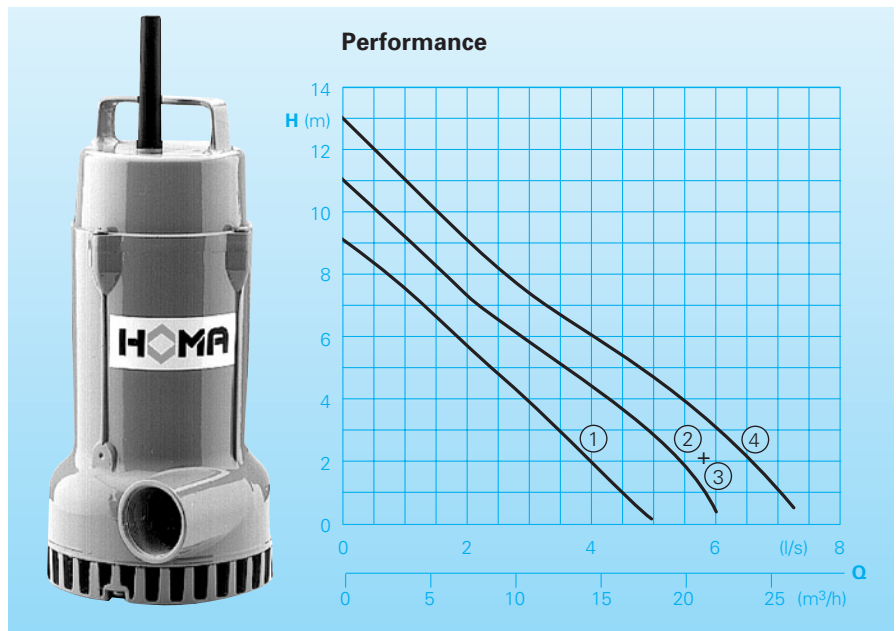
Motor: Fully submersible, pressure tight electric motor, oil-filled. Insulation class B. Motor protection IP 68. Cable connection chamber totally isolated from motor housing.

Cable: H07RN-F 4 G 1,5

Model W: H07RN-F 3 G 1

Shaft/Bearing: Large diameter stainless steel rotor shaft, pre-lubricated bearings.

Seals: Triple lip-seal combination.



Technical Data

Curve No.	Pump type	Motor-input P ₁ (kW)	Motor-output P ₂ (kW)	Voltage 50 Hz (V)	Nominal current (A)	Discharge	Weight (kg)
①	H 106 W (A)	0,65	0,5	230-240/1Ph	4,0	BSP 1 1/4" F	10,5
②	H 106 D (A)	0,65	0,5	400-415/3Ph	1,7	BSP 1 1/4" F	11,0
③	H 117 W (A)	0,85	0,6	230-240/1Ph	5,5	BSP 1 1/2" F	12,0
④	H 117 D (A)	1,1	0,9	400-415/3Ph	2,1	BSP 1 1/2" F	13,5

Speed: 2900 rpm

Model A: With automatic level control HOMA-Nivomatik

Materials:

Motor housing, pump housing, impeller	Aluminium
Rotor shaft, screws	Stainless steel
Elastomere	Perbonane

Equipment supplied

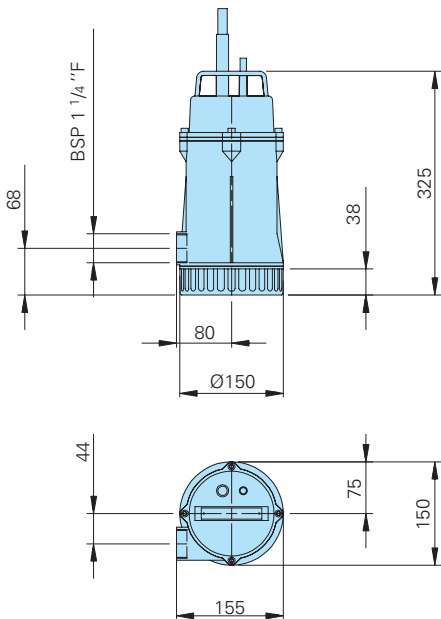
Model W (230-240V/1Ph): Supplied with control box W01 fitted with overload protection, on-off-switch and 10 m of cable and plug.

Model D (400-415V/3Ph): Supplied with control box D12 fitted with overload protection, on-off-switch, 10 m of cable and phase inverter.

Model A: With additional automatic level control, AS-float switch, manual-auto-switch, 5 m of cable, control box WA/01; DA05/32.

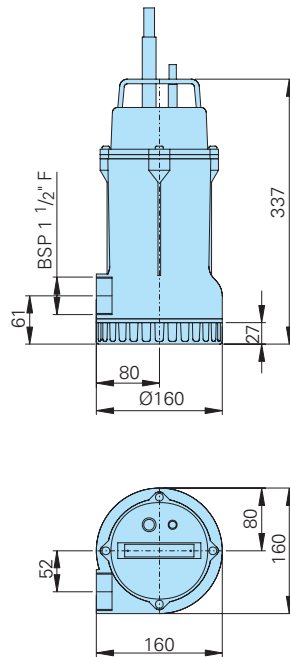
Dimensions and Installations

H 106

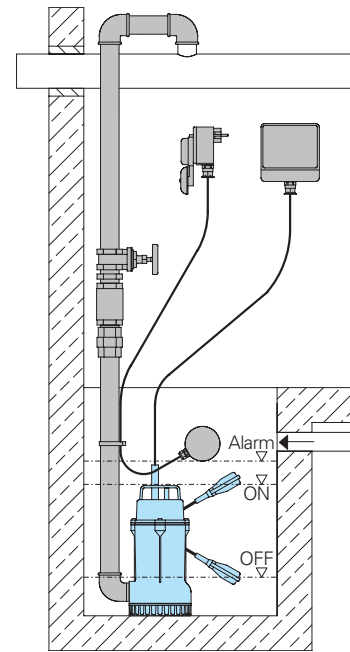


all dimensions in mm

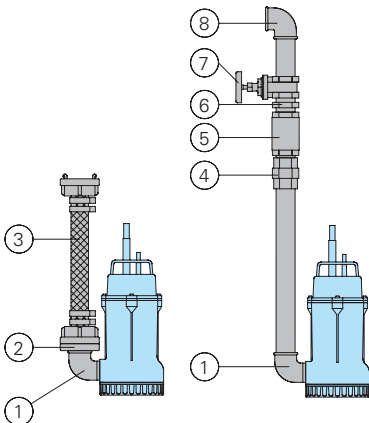
H 117



Permanent sump installation with pipework, level control and control box.



Accessories



Part Description	Dimension	Part No.	Part Description	Dimension	Part No.
① 90° elbow, galvanized	BSP 1 1/4" F/M	2111405	○HOMA-Nivomatik float switch level control conversion kit - for 230-240 V/1Ph AZW 10/5 AZW 10/10	length 5 m	1435055
	BSP 1 1/2" F/M	2111505		length 10 m	1435105
② Brass fixed coupling	BSP 1 1/4" M	2005413	- for 400-415 V/3Ph AZD 10/5 AZD 10/10	length 5 m	1912452
Brass STA-hose coupling	BSP 1 1/4" M	2001413		length 10 m	1914452
	BSP 1 1/2" M	2001513	○Alarm device AL 3 Mains-operated with connector for battery 9V (see below) for mains-independent operation with integrated buzzer. Mains connection 230-240 V/1Ph		
STORZ-fixed coupling	C-BSP 1 1/2" M	2010003			
③ PVC-hose per m	1 1/4" dia.	2621200	Battery for mains-independent operation	9V	1952215
	1 1/2" dia.	2621500			
Reinforced hose, per m	1 1/4" dia.	2632030	Float switch MB, mercury free, on or off, with integrated counter weight cable length	6 m	1465706
	1 1/2" dia.	2632038		10 m	1465710
Brass hose coupling	1 1/4" dia.	2003413	○HOMA 2 poles earth leakage circuit breaker, Fi 16/0,03A		1561160
STORZ hose coupling	1 1/2" dia.	2003513			
Hose band	1 1/4"	2303252	○Control panels for single or twin pump station for automatic operation		On request
	1 1/2"	2304854			
④ Galvanized pipe union	BSP 1 1/4" M/F	2114304			
	BSP 1 1/2" M/F	2114305			
⑤ Bronze non-return valve	BSP 1 1/4" F	2211213			
	BSP 1 1/2" F	2211313			
⑥ Galvanized double nipple	BSP 1 1/4" M	2009011			
	BSP 1 1/2" M	2009020			
⑦ Bronze gate valve	BSP 1 1/4" F	2216012			
	BSP 1 1/2" F	2216015			
⑧ 90° galvanized elbow	BSP 1 1/4" F	2113604			
	BSP 1 1/2" F	2113605			
T-piece for twin-pump arrangement	BSP 1 1/4" F	2114301			
	BSP 1 1/2" F	2114302			

HOMA
P U M P T E C H N O L O G Y

HOMA Pumpenfabrik GmbH
P.O.Box 22 63, D-53814 Neunk.-Seelscheid
Tel. +49 (0) 22 47/702-0, Fax +49 (0) 22 47/702-44
e-mail: info@homa-pumpen.de
www.homapumps.com